



**JMBAXi**  
THE PORT SPECIALIST  
**MARINE SERVICES**



MONTHLY UPDATE - APRIL 2024

# COAL & COKE





## TABLE OF CONTENT

Indian Coal Production	3
Indian Coal Dispatch to Different Sectors	4
Port Analysis – Coking coal	5
Port Analysis – Non-Coking coal	6
Port Analysis -Coke	7
Market Analysis	8-9
Market Highlights	10-11





# INDIAN COAL PRODUCTION

- India's coal production increased by 8.19% to 116.63 MT from 107.80 MT during Mar'24 as compared to Mar'23. During Mar'24, CIL, SCCL and Captives/Others registered a growth of 6.08%, 4.14% & 19.99% by producing 88.58 MT, 7.30 MT & 20.75 MT of coal respectively.

## Coal Production

Subs	Mar'24	Mar'23	% Growth	Apr'23-Mar'24	Apr'22-Mar'23	% Growth
CIL	88.58	83.50	6.08	773.64	703.20	10.02
SCCL	7.30	7.01	4.14	70.02	67.14	4.29
Captives/ Others	20.75	17.29	19.99	153.57	122.85	25.00
Total	116.63	107.80	8.19	997.23	893.19	11.65

## Coking Coal Production

Subs	Mar'24	Mar'23	% Growth	Apr'23-Mar'24	Apr'22-Mar'23	% Growth
CIL	7.26	6.81	6.54	60.28	54.62	10.36





# INDIAN COAL DISPATCH TO DIFFERENT SECTORS

- India's coal despatch increased by 8.68% to 90.31 MT from 83.10 MT during Mar'24 as compared to Mar'23. During Mar'24, CIL, SCCL and Captives/Others registered a growth of 7.20%, 1.58% & 20.16% by despatching 68.77 MT, 6.70 MT & 14.84 MT of coal respectively.
- The Power utilities despatch has increased by 6.57 to 73.88 MT during Mar'24 as compared to 69.32 MT during Mar'23.

## Coal Dispatch to different sectors

Sectors	Mar'24	Mar'23	% Growth	Apr'23-Mar'24	Apr'22-Mar'23	% Growth
Power	73.88	69.32	6.57	809.64	744.28	8.78
CPP	5.62	4.71	19.32	60.91	44.10	38.11
Steel	0.97	0.80	20.32	9.69	8.41	15.31
Cement	0.75	0.97	-22.91	8.86	8.95	-0.98
Sponge Iron	0.93	0.73	26.60	9.91	7.70	28.72
Others	8.18	6.69	22.25	73.59	64.08	14.85
Total	90.31	83.10	8.68	972.60	877.51	10.84



# PORT ANALYSIS

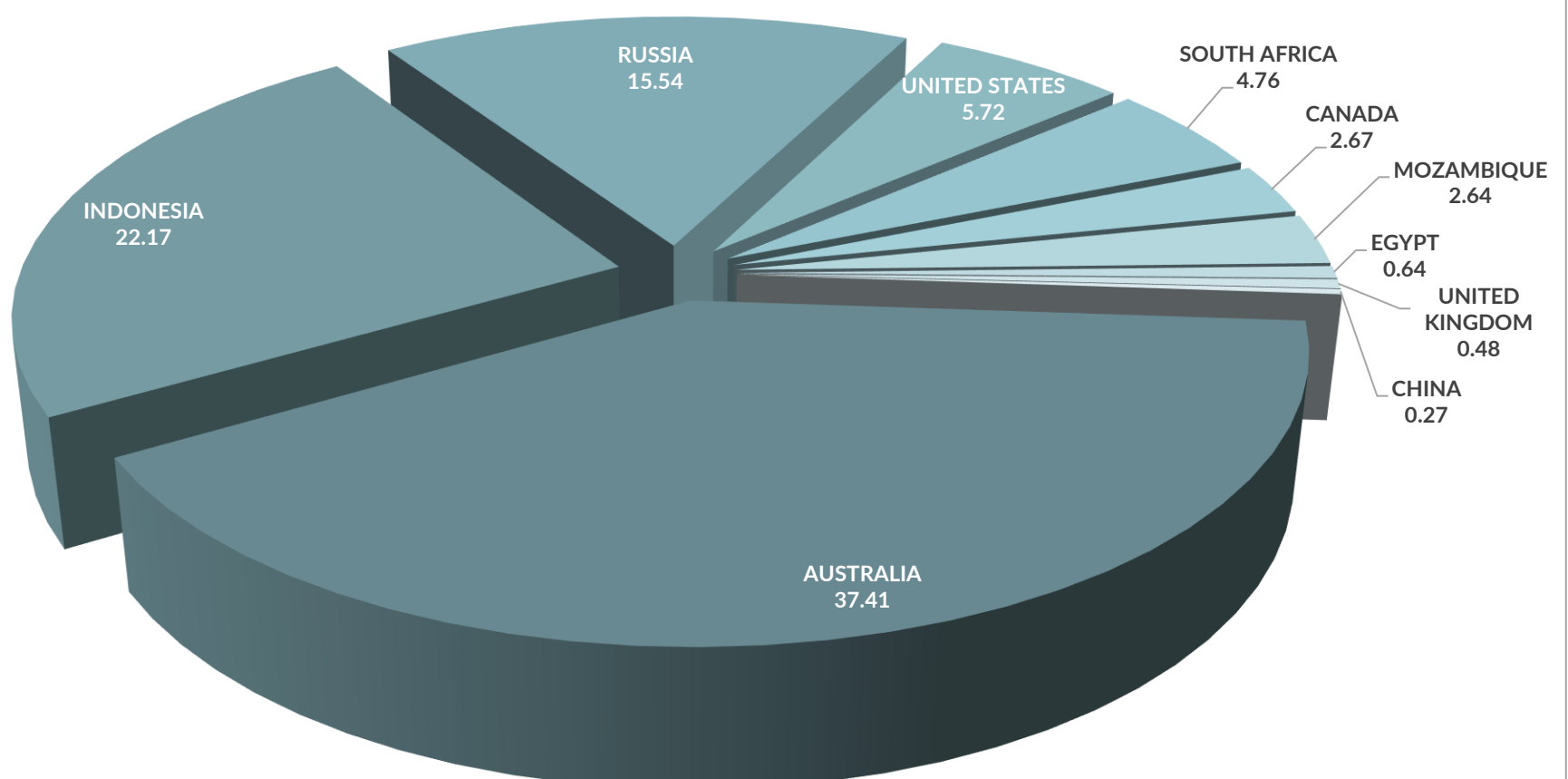
## Coking Coal Import Traffic at Indian Ports

- Coking coal imports through Indian ports was recorded at 98.94 MT during Apr'23-Mar'24.
- During Apr'23-Mar'24, Paradip Port recorded the highest traffic at 15.12 MT followed by Haldia port at 10.82 MT.

### Major Coking Coal Importers (Qty in Metric Tonnes) (Apr'23-Mar'24)

Importers	Import Qty
JSW GROUP	18.69
STEEL AUTHORITY OF INDIA LTD.	13.85
TATA GROUP	9.73
JINDAL STEEL POWER LTD.	7.71
AGARWAL COAL CORPN.	6.24
RASHTRIYA ISPAT NIGAM LTD.	4.15
BHUSHAN POWER AND STEEL LTD.	2.89
ARCELORMITTAL NIPPON STEEL INDIA LTD.	2.72
TATA INTL. LTD.	1.81
MOHIT MINERALS PVT. LTD.	1.72

### Top 10 Country-wise Imports of Coking Coal in Apr'23-Mar'24 (Qty in MT)



# PORT ANALYSIS

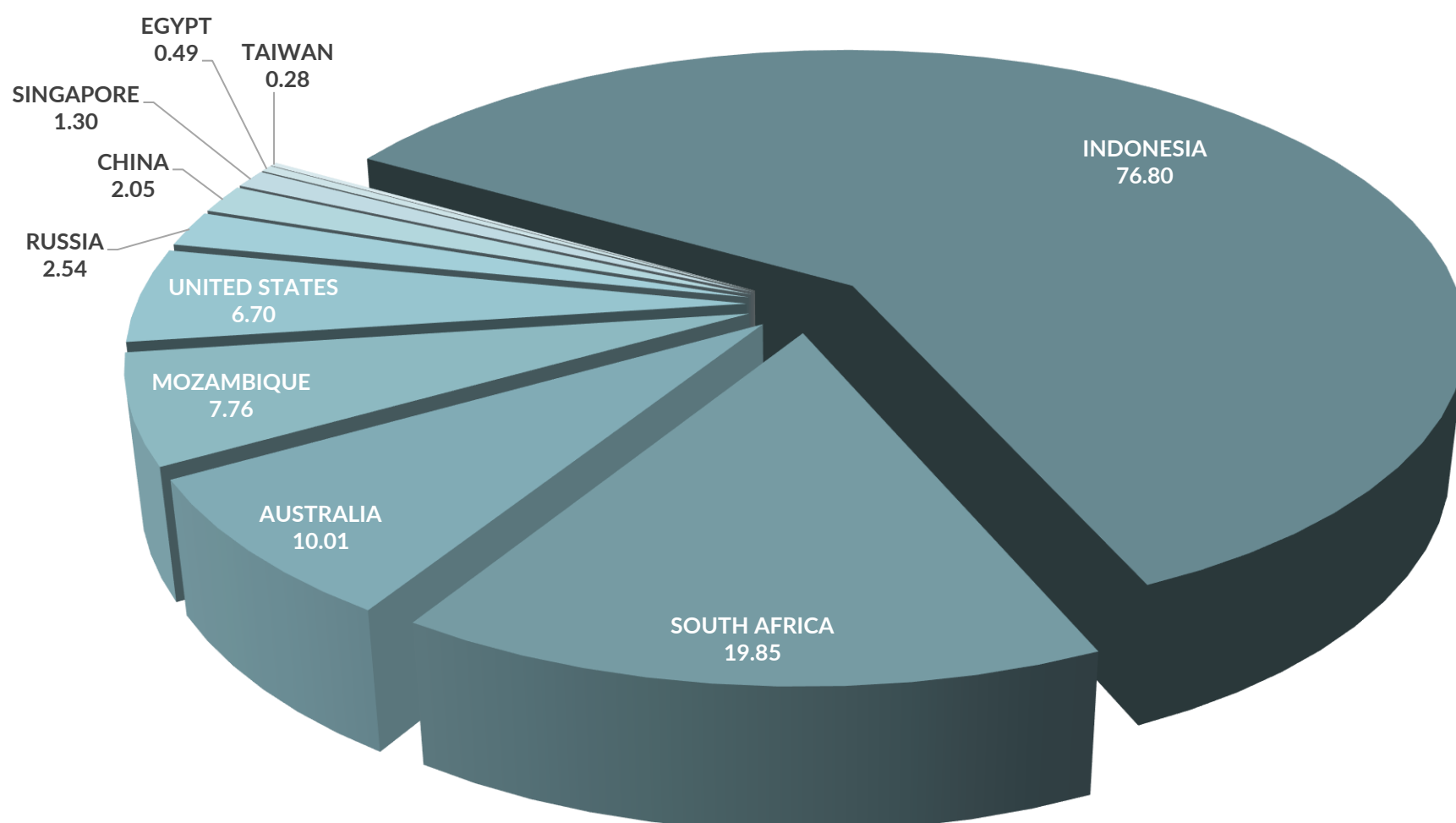
## Non-Coking Coal Import Traffic at Indian Ports

- Non-Coking coal imports through Indian ports during the Apr'23-Mar'24 have been recorded at 184.94 MT.
- During Apr'23-Mar'24, Krishnapatnam Port recorded traffic at 33.55 MT.

### Major Non-Coking Coal Importers (Qty in Metric Tonnes) (Apr'23-Mar'24)

Importer	Qty imported
ADANI ENTERPRISES LTD.	35.33
ADANI POWER LTD.	15.17
SEMBCORP ENERGY INDIA LTD.	11.51
TATA GROUP	10.36
TAMILNADU ELECTRICITY BOARD	9.62
JSW GROUP	7.02
ANDHRA PRADESH POWER DEVELOPMENT CO. LTD. (APPDCL)	6.06
NATIONAL THERMAL POWER CORPN.	5.72
TAMILNADU GENERATION AND DISTRIBUTION CORPN.	5.13
ANDHRA PRADESH POWER GENERATION CO.	4.63

### Top 10 Country-wise Imports of Non-Coking Coal in Apr'23-Mar'24 (Qty in MT)

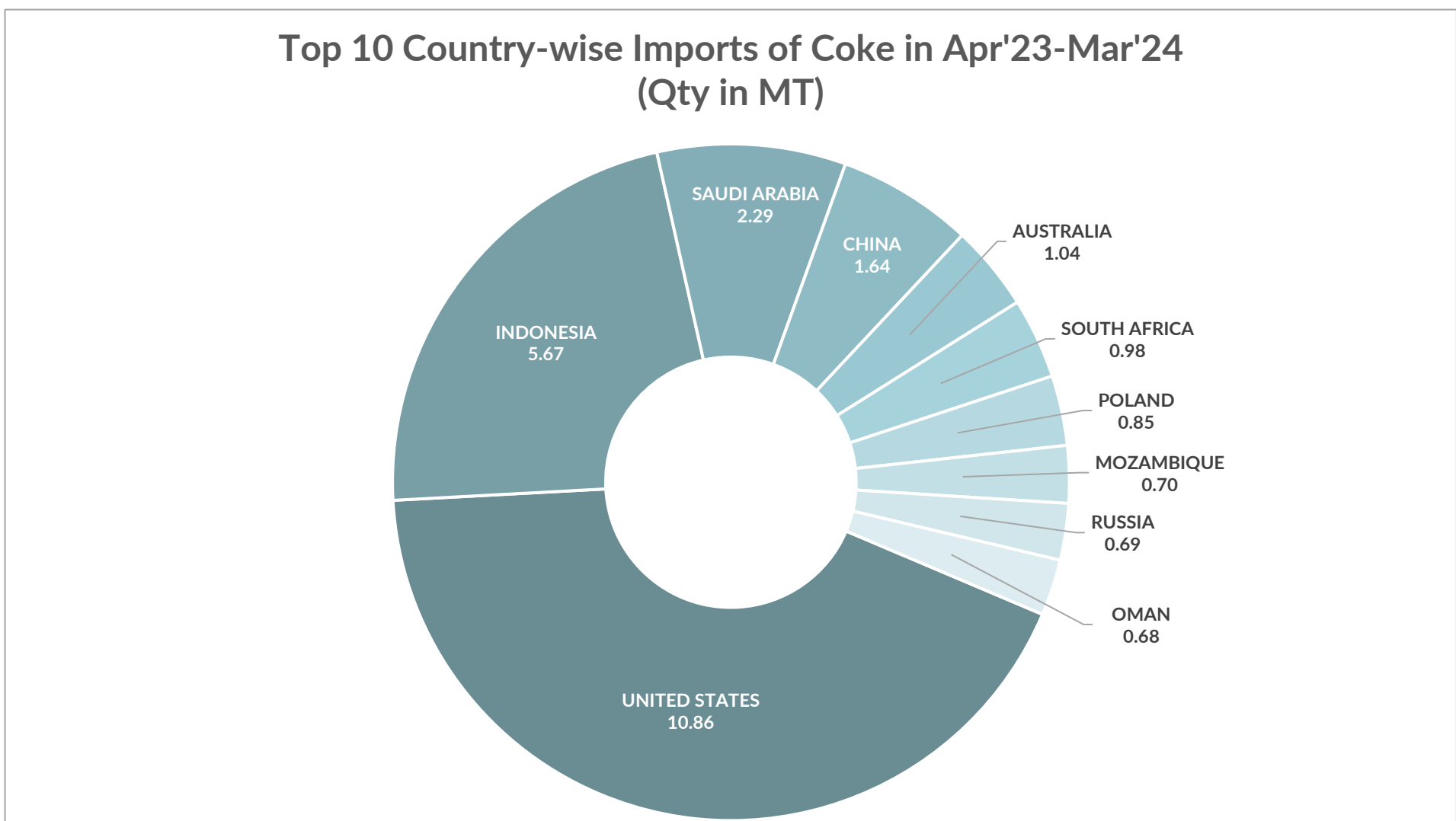
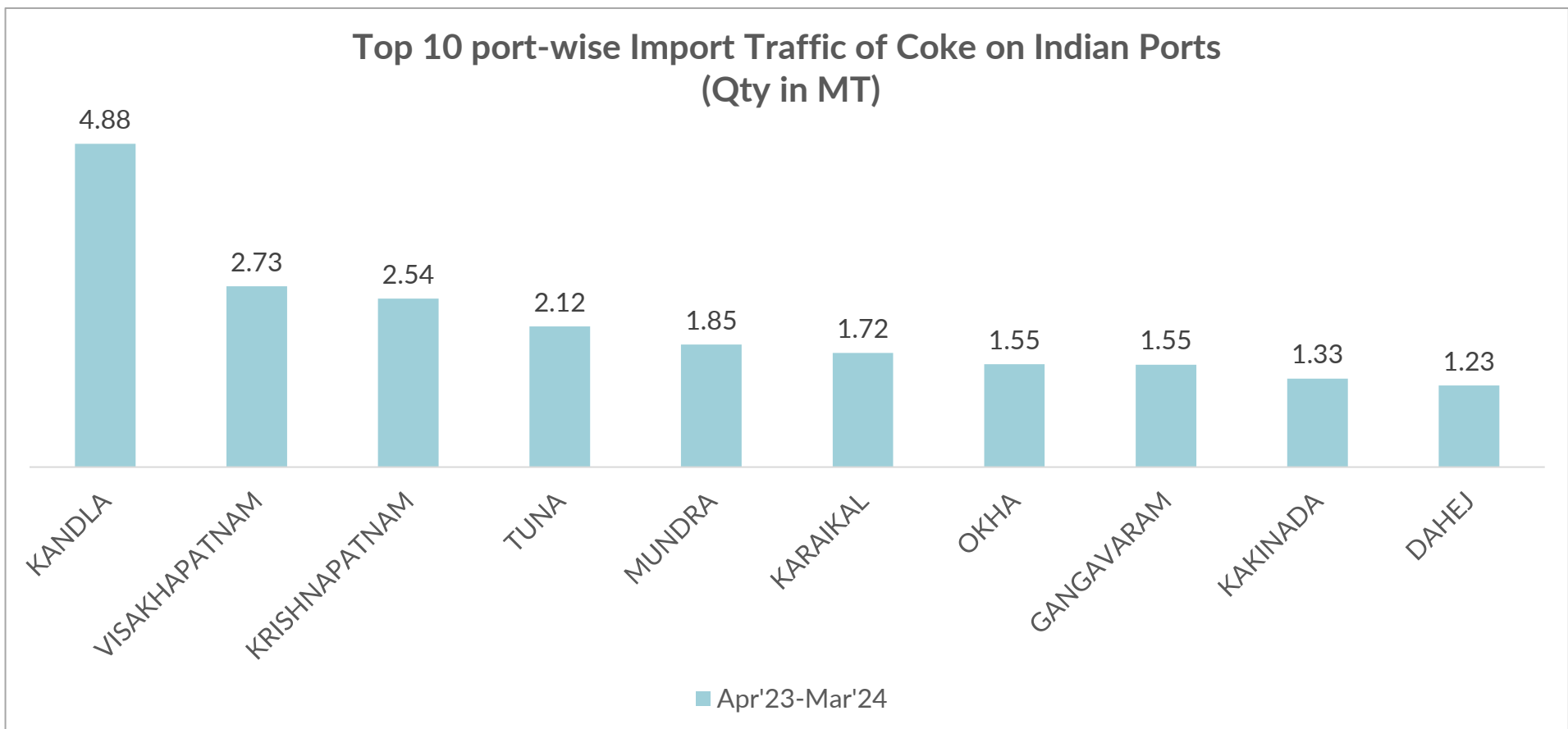




# PORT ANALYSIS

## Coke Import Traffic at Indian Ports

- Coke imports through Indian ports during the Apr'23-Mar'24 recorded at 30.10 MT.
- Kandla port recorded highest traffic at 4.88 MT followed by Visakhapatnam Port at 2.73 MT.



# MARKET HIGHLIGHTS

## Govt sets coal production target of 170 million tonnes for FY25

- *According to an official, additional secretary, coal, M Nagaraju this week reviewed the coal production targets for FY25. Representatives of 74 coal mines were present in the review meeting.*

The government has set the target of producing 170 million tonnes of coal from captive and commercial coal blocks in the country during the current financial year. In FY24, captive and commercial coal blocks produced 147.12 million tonnes (MT) of dry fuel, 26 per cent higher from 116 MT produced in FY23. According to an official, additional secretary, coal, M Nagaraju this week reviewed the coal production targets for FY25. Representatives of 74 coal mines were present in the review meeting. "Coal block allottees are confident of achieving the production target of 170.0 MT in 2024-25," the official said. The additional secretary also reviewed the plans of anticipated operationalization of new mines during 2024-25. Out of the total output of 147.2 MT in FY24, power sector captive mines produced around 121.3 MT, captive mines of the non-power sector produced 8.4 MT while commercial mines generated 17.5 MT of fuel. The country's coal import rose to 244.27 MT in the April-February period of FY24 from 227.93 MT in the year-ago period, according to data compiled by B2B e-commerce company mjunction.

**Source: Economic Times**

## THERMAL COAL IMPORTS

### India's thermal coal imports climb to a two-year high in January-March 2024

- India's imports of thermal coal, largely consumed by the power sector, rose 23 per cent y-o-y to 42.95 million tonnes (MT) during January-March this year from 34.85 MT in same quarter 2023.



# MARKET HIGHLIGHTS

## India's coal production touched a new high of 997.4 million tonnes in FY24

- 11.67% increase from the FY23, output stood at 893.19 million tonnes.
- Coal India Ltd (CIL) produced 773.6 million tonnes of the fossil fuel in FY24, an increase of 10% year-on-year.
- Coal supplies to the power sector rose 5.4% on year to 618.5 million tonnes from 586.6 million tonnes in FY23.
- Coal supplies to the non-power sector increased by 25%, reaching 135 million tonnes, up from 108.1 million tonnes in FY23.

## Trade

- The country's coal import also went up to 244.27 MT in the April-February period of FY24 over 227.93 MT in the year-ago period.
- During the April-February period of FY24, non-coking coal import was at 160.63 MT, higher than 148.58 MT imported in the same period of FY23.
- Coking coal import was at 51.87 MT during the April-February period of FY24, up against 50.50 MT recorded for April-February 2022-23.



# MARKET HIGHLIGHTS

## India's coking coal imports surge to 10-year high, shipments from Russia up 200%

- *The jump in coking coal imports coincides with the increase in India's steel production. The output increased by 8.4% year-on-year in February this year, and by 12.9% during April 2023 to February 2024 as compared to the year-ago period, as per the official data released last month.*

India imported 58 million tonnes (mt) of coking coal, a key feedstock in steel making, in fiscal year 2023-24, a report said. This is the highest amount of coking coal imported by the country in the last 10 years. The surge was driven by high demand from the steel industry, The Hindu Businessline report pointed out. Year-on-year, the shipments increased by 7% as compared to 54.3 mt in FY23. As against the 10-year ago period, the imports have gone up by 20%. The jump in coking coal imports coincides with the increase in India's steel production output. The production increased by 8.4% year-on-year in February this year, and by 12.9% during April 2023 to February 2024 as compared to the year-ago period, as per the official data released last month.

### **Shipments from Russia up 200%**

Russia, after being hit by Western sanctions following the start of the Ukraine war, has not only emerged as India's top crude supplier, but its shipments of coking coal to the country have also multiplied manifold. In FY24, Russia supplied 6.4 mt of coking coal to India, which is nearly 200% higher as compared to FY23, the Businessline report said, citing the data it accessed from various ministries and trade bodies. As compared to the pre-COVID-19 period, the Russian imports have climbed by around 300% as it stood at 1.6 mt in FY19. With the jump in imports from Russia, the country has moved ahead of Mozambique and Canada to emerge as India's third largest supplier of coking coal. The total share of Russia in India's coking coal imports has increased to 12% from 5% in FY23, the newspaper noted. Meanwhile, Australia continues to occupy the top spot, as it accounted for 59% or 34.2 mt of the total coking coal imported by India during FY24. The United States is the second highest supplier with a share of 14%. It shipped 8.4 mt of coking coal to India during the fiscal year, the report added.

**Source: Upstox**





## OTHER REPORTS FOR APRIL 2024

- J. M. BAXI & CO. Monthly Agri Products Update
- J. M. BAXI & CO. Monthly Automotive Logistics Update
- J. M. BAXI & CO. Monthly Cement Update
- J. M. BAXI & CO. Monthly Coal Update**
- J. M. BAXI & CO. Monthly Container Update
- J. M. BAXI & CO. Monthly Cruise Shipping Update
- J. M. BAXI & CO. Monthly Veg Oil Update
- J. M. BAXI & CO. Monthly Fertilizer Update
- J. M. BAXI & CO. Monthly Mineral and Metal Update
- J. M. BAXI & CO. Monthly Oil and Petroleum Update
- J. M. BAXI & CO. Monthly Port Update
- J. M. BAXI & CO. Monthly Project Cargo Update
- J. M. BAXI & CO. Monthly Seafarers Insights Update
- J. M. BAXI & CO. Monthly Steel Update



Research and Analysis Desk

**J. M. BAXI. & CO.**

Godrej Coliseum, Office No. 801, 8th floor, "C" wing,  
Off. Somaiya Road, Sion. Mumbai - 400022 INDIA.

T: 022 61077100 Ext 161/145  
M: 091-7506004224 / 7045659111

E: [shwetalk@jmbaxi.com](mailto:shwetalk@jmbaxi.com) | W: [www.jmbaxico.com](http://www.jmbaxico.com)